

Welcome to 2nd GRADE!

The Commonwealth of Massachusetts sets expectations, or standards, for what every student will know and be able to do in school. This guide is designed to help you understand those standards and partner with teachers to support your child's learning during second grade. If you have questions about this information or your child needs extra help, please talk to your child's teacher.

To talk to your child about school, you can ask:

- ▶ Can you tell me about something you **read** today?
- ▶ How could you use the **math** you learned today?
- ▶ What **scientific ideas** did you talk about today?
- ▶ What did you learn about your **role in society** today?
- ▶ How did someone help you learn today?


If your child is also learning English, you can ask:

- ▶ How does your teacher help you understand and participate in class?
- ▶ How do you work on your English while you learn academic material?



TO LEARN ENGLISH LANGUAGE ARTS AND LITERACY at every grade, your child will:

- ▶ Read various texts, like books, poems, letters, news articles, and Internet pages.
- ▶ Speak and listen in formal and informal ways, like presentations and conversations.
- ▶ Communicate opinions, information, and experiences in writing for various readers.
- ▶ Use knowledge of English grammar and vocabulary in both speech and writing.



TO LEARN MATHEMATICS at every grade, your child will:

- ▶ Use math to represent and solve real-world problems.
- ▶ Use math to make arguments about why something is true or false.
- ▶ Use tools, like rulers and calculators, to show mathematical relationships.
- ▶ Use patterns and the structures of numbers to think about math.



TO LEARN SCIENCE AND TECHNOLOGY/ENGINEERING at every grade, your child will:

- ▶ Ask scientific questions about the natural world and things humans design.
- ▶ Learn through various experiences, like observations and experiments.
- ▶ Solve problems using the skills and tools of engineers and scientists.
- ▶ Share solutions and communicate explanations of how the world works.

TO LEARN HISTORY AND SOCIAL SCIENCE at every grade, your child will:

- ▶ Learn about their local community and about the state, country, and world.
- ▶ Discover how people and events from the past relate to the present.
- ▶ Work to understand how different people see the world differently.
- ▶ Use various sources of information in research, discussion, and inquiry.



NEW EXPECTATIONS FOR SECOND GRADE:

- ▶ Notice and talk about the structure of a text. For example, describe how the beginning of a story introduces the characters, or explain what the last paragraph of an article says.
- ▶ Explain the overall purpose of a text: for example, the idea the author is trying to explain or the lesson the author is trying to teach.
- ▶ Use knowledge of word parts to figure out meanings. For example, if you know that *un* means *not*, then you can figure out that *unhappy* means *not happy*.
- ▶ Compare formal and informal English. For example, notice how classmates speak differently when playing with friends and when giving a class presentation.



BY THE END OF SECOND GRADE, STUDENTS CAN:



- ▶ Read aloud in a way that shows they understand what they are reading.
- ▶ Stop and reread a sentence to figure out the meaning of an unknown word.
- ▶ Describe what characters do in response to events or problems in a story.
- ▶ Explain how a picture or diagram helps show what a text is saying.
- ▶ Gather information from different texts to answer a question.
- ▶ When presenting, speak loudly and clearly enough to be heard and understood.
- ▶ Print all letters quickly enough to write sentences without losing track of ideas.
- ▶ Use apostrophes (') in words like *can't*, *don't*, *cat's*, and *dog's*.
- ▶ Capitalize proper nouns like Thanksgiving, Boston, and Cape Cod.
- ▶ Write poems with patterns of sounds (like rhythm and rhyme).

QUESTIONS YOU CAN ASK YOUR CHILD:

- ▶ Who is the story about? What do they do? Why?
- ▶ What kinds of things can you do to figure out what a word means?
- ▶ What kind of writing did you do in school today?




TOPICS YOU CAN DISCUSS WITH YOUR CHILD'S TEACHER:

- ▶ Books and authors to look for at the library
- ▶ Types of writing your child is working on

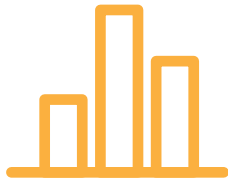


FOCUS AREAS FOR SECOND GRADE:

- ▶ Understand place value in numbers up to 1,000. For example, know that the 6 in 564 represents 6 tens (60).
- ▶ Use various methods to add and subtract with numbers up to 1,000. For example, find the total cost of three items at a clothing store.
- ▶ Understand and use standard units and tools of measurement. For example, estimate the length (in feet or meters) of row of desks.
- ▶ Recognize and draw shapes with specific characteristics: for example, a shape with four sides and angles.



BY THE END OF SECOND GRADE, STUDENTS CAN:



- ▶ Count to 1,000 by ones, fives, tens, and hundreds. Notice patterns as they count.
- ▶ Mentally (without objects or writing) add and subtract with numbers up to 20.
- ▶ Fluently (quickly and correctly) add and subtract with numbers up to 100.
- ▶ Know addition facts up to $9 + 9 = 18$ and their related subtraction facts (like $18 - 9 = 9$).
- ▶ Arrange pairs of objects to tell whether a number is odd or even.
- ▶ Understand and create visual displays of information, like bar graphs.
- ▶ Solve one-step and two-step word problems, including problems involving length.
- ▶ Solve word problems involving dollars and coins with amounts up to \$10.
- ▶ Use analog and digital clocks to tell time to the nearest five minutes. Write the times.
- ▶ Separate a rectangle into pieces of equal size. Count the pieces. Understand that the pieces can be the same size without being the same shape.

QUESTIONS YOU CAN ASK YOUR CHILD:

- ▶ How much change will we have after we pay for our snacks with this \$10 bill?
- ▶ How many juice boxes are in 3 packages?
- ▶ Would it take more inches or more feet to measure our table? How long do you think it is?

TOPICS YOU CAN DISCUSS WITH YOUR CHILD'S TEACHER:

- ▶ Which addition and subtraction strategies work best for your child
- ▶ Games that can help your child practice math at home





FOCUS AREAS FOR SECOND GRADE:

- ▶ Understand that different kinds of plants and animals live in different environments and areas. For example, compare living things in a desert with living things in an ocean.
- ▶ Understand how wind and water can change the shape of land, and how people can prevent or slow down those changes by doing things like planting trees and building fences.
- ▶ Explore how materials like wood and stone look, feel, and act differently. For example, test how hard they are and whether they bend or break.
- ▶ Begin to understand friction: what happens when objects rub against one another. For example, compare how a toy car slides on smooth and rough surfaces.



BY THE END OF SECOND GRADE, STUDENTS CAN:

- ▶ Create maps to show the bodies of water (like rivers) and landforms (like mountains) in an area.
- ▶ Explain that water exists on Earth in different places (like lakes) and forms (like ice).
- ▶ Ask questions about how plants and animals depend on their surroundings to meet their needs (like finding food and water).
- ▶ Describe and sort materials by how they look, feel, or act: for example, things that are green or things that absorb water.
- ▶ Observe that breaking something does not change its material. For example, tearing a paper in half does not change the fact that it is paper.
- ▶ Explore how heating and cooling things can cause them to change. Understand that some changes (like melting ice) can be reversed but other changes (like cooking an egg) cannot.
- ▶ Compare two ways of solving the same problem and think about which one is better. For example, test two paper bags to find out which is stronger.



QUESTIONS YOU CAN ASK YOUR CHILD:

- ▶ Which of these towels is better for wiping up water? Why?
- ▶ Where can we find water near our home? What about hills?
- ▶ What do plants and animals need to survive?



TOPICS YOU CAN DISCUSS WITH YOUR CHILD'S TEACHER:

- ▶ How science relates to everyday situations in your child's life
- ▶ Places in the community that can help your child learn science



FOCUS AREAS FOR SECOND GRADE:

- ▶ Understand how people interact with the physical world (environment).
- ▶ Explain why people decide to live (settle in) particular places and why they move (migrate).
- ▶ Describe countries using their physical characteristics (like climate or geography) as well as their human ones (like population or culture).
- ▶ Understand how people earn a living, exchange goods and services, and save for the future.



BY THE END OF SECOND GRADE, STUDENTS CAN:



- ▶ Identify countries, continents, and physical characteristics such as rivers, deserts, and peninsulas.
- ▶ Explain how people adapt to the environment they live in, and how they change that environment as well.
- ▶ Describe various ways people maintain cultural traditions.
- ▶ Investigate different reasons people migrate and what individuals and families bring with them when they migrate (like memories, objects, ideas, languages, and habits).
- ▶ Give examples of goods and services and the choices people make about buying them.
- ▶ Give some reasons people try to save money (like for a future purchase, a charitable donation, or an emergency).
- ▶ Explain how visual features like maps, charts, and diagrams can help readers understand a history or social science text.

QUESTIONS YOU CAN ASK YOUR CHILD:

- ▶ What are some ways people change their environments? What about ways people change because of their environments?
- ▶ What are some reasons people move to different places around the world?

TOPICS YOU CAN DISCUSS WITH YOUR CHILD'S TEACHER:

- ▶ Books with maps and other visual features to look for at the library
- ▶ Places in the community where people work (like homes, schools, stores, restaurants, offices, and factories)

